



MIRI[®] Evidence

RFID Traceability System

MIRI[®] Evidence

MIRI[®] Evidence is the ultimate traceability tool for fertility clinics.


Enhancing and improving your clinical and administrative workflow in the IVF lab.

Traceability systems are an essential safeguard, ensuring that the right gametes, embryos, and patient information are correctly identified and utilized throughout the laboratory procedures. The MIRI[®] Evidence RFID traceability system assures embryologists/clinicians and provides a detailed chain of custody for the complete cycle process.

- Enhancing working accuracy by preventing mistakes from being made throughout a cycle.
- Reduced risk of legal dispute by providing a detailed chain of custody record of the cycle. The chain of custody serves as a valuable resource, allowing embryologists to review and analyze the steps taken, ensuring adherence to protocols, and facilitating continuous improvement.
- Offering a sense of working security, knowing the correct gametes and embryos are always being handled. Embryologists can approach their work confidently, focusing on providing the best patient care while minimizing the possibility of mix-ups or errors.



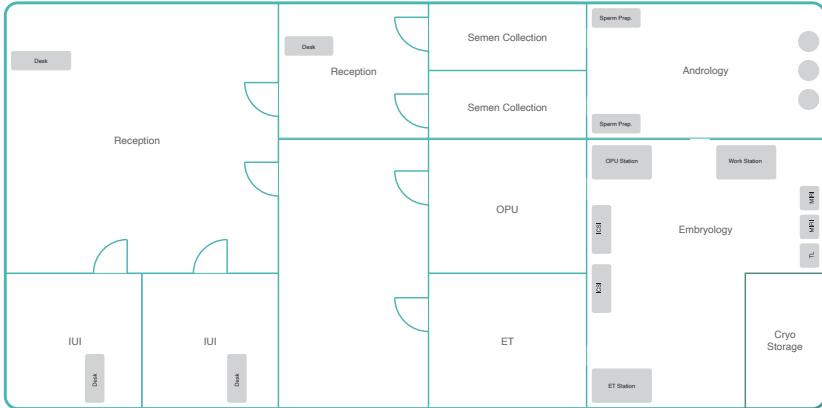
The MIRI® Evidence RFID traceability system includes advanced tools to improve scheduling and documentation procedures, refining both clinical and administrative processes in fertility clinics. As soon as the patient begins treatment, tasks and procedures are automatically arranged and scheduled. Any changes to the treatment will initiate an update on the scheduled task. The built-in validation system ensures that all data is accurately registered. If data is missing, a task is automatically created for the responsible person or group to provide the necessary information.



The MIRI® Evidence RFID traceability system uses hybrid human-readable RFID labels for the dishes to prevent mix-ups, allowing zero possibility for error. The MIRI® Evidence Pole reader automatically imparts 270° of coverage in the work area of the IVF workstation.

MIRI® Evidence in the IVF Clinic

The MIRI® Evidence system covers the flow from the Ovum Pickup via cryopreservation to the transfer of the embryo. Every step is secured.



Reception

A designated area in the IVF clinic where patients are registered in preparation for their procedure. Admission for patients includes appointment and identity verification by capturing ID from a driver's licence, passport or national ID. For female patients, wristband printing and documentation of attachment of wristband, while for male patients – labelling a handout cup or in case of cup handin – time and location of sample production as well as labelling of the cup.



Andrology Laboratory

A designated area in the IVF clinic where lab technicians or embryologists perform sperm preparation, cryopreservation and diagnostic analysis of samples. Having RFID traceability systems in place in the andrology lab will help eliminate the need for double witnessing, increasing procedure efficiency and uninterrupted workflow.



Embryology Laboratory

A designated area in the IVF clinic where various procedures are performed, i.e., denudation, vitrification, thawing, ICSI, insemination (IVF), embryo grading and assessment, embryo incubation and media preparation. Having RFID traceability systems in place in the embryology lab will help eliminate the need for double witnessing, increasing procedure efficiency to ensure the transfer of gametes between verified tubes and dishes. MIRI® Evidence RFID Traceability System includes the feature for complete registration of all utensils LOTS used during the treatment.

Examination Rooms and Theaters

The designated area within the IVF clinic is where the embryologist, doctor or nurse confirms the patient's identity by scanning the wristband attached to the patient.



Cryopreservation


Straws of the embryo(s) or semen samples are labelled with both human-readable and barcode labels to allow accurate verification of the straws before thawing or warming.



Key Features

Hybrid RFID Label

MIRI® Evidence uses an intuitive labelling system that makes use of human-readable labeling, universal data matrix code and RFID tags. This combination on each label offers a powerful solution to improve efficiency, accuracy, traceability, and security in embryology labs. It minimizes the potential for errors, enhances quality assurance, and ultimately contributes to better patient care and treatment outcomes.



Complete labels for your labware

Complete range of labels for your specimen cups, conical tubes, culture dishes, and vitrification straws.


Chain of Custody

A chain of custody is a form of management system that is required in many laboratories, clinics or hospitals to have that allows every step of the lab process to be properly documented from the beginning to the end of the process.

ID	Name	Date	Step	Status	Location	Operator	Device	Time	Notes
100C190Q123	Mitchell, Penny	2023-10-23	Specimen Received	Complete	Lab A	Dr. Smith	Scanner	10:00	
100C190Q123	Mitchell, Penny	2023-10-23	Specimen Processed	Complete	Lab A	Dr. Smith	Scanner	10:15	
100C190Q123	Mitchell, Penny	2023-10-23	Specimen Stored	Complete	Cryobank	Dr. Smith	Scanner	10:30	
100C190Q123	Mitchell, Penny	2023-10-23	Specimen Retrieved	Complete	Cryobank	Dr. Smith	Scanner	10:45	
100C190Q123	Mitchell, Penny	2023-10-23	Specimen Delivered	Complete	Lab B	Dr. Smith	Scanner	11:00	

Tracking and traceability

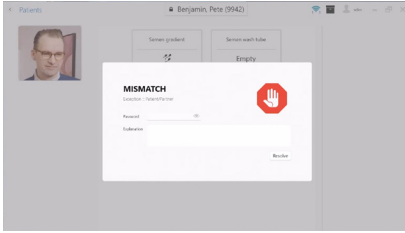
Chain of custody is an assimilated part of MIRI® Evidence. It can visualize a full-blown chain of custody for any gamete or embryo. It will document the process from the beginning of a cycle until the very end of it. Traceability also covers the lot numbers and the specific utensils that the gamete or embryo has been in contact with.



User-Friendly Application

MIRI® Evidence works on desktop PCs, laptops, and tablets. The tablet allows you to capture data in real-time independent of whether you perform vitrification, embryo scoring, or assign a location in the cryobank. The dedicated workspaces will guide you safely through timed processes. Once you scan the tube or dish, MIRI® Evidence will present the relevant options based on the previously performed steps. The scanners work independently of the workstations and tablets allow you to bring the wireless scanner between the workstations. MIRI® Evidence is designed as a native touch application.


Automatic Mismatch Prevention



The **RFID technology** system employed in the MIRI® Evidence will automatically detect any mismatch during a procedure once a labelled dish is placed within the area covered by the MIRI® Evidence Pole reader, Arc reader and Tube reader.

Eliminate the need for **double witnessing** with continuous monitoring of the workspace through RFID tags.

MIRI® Evidence RFID traceability system can provide **detailed logs** and records of all procedures, including item usage and any detected discrepancies. This feature enables efficient auditing and traceability, enhancing quality control and accountability in forensic or laboratory settings.



Retrofit

MIRI® Evidence Pole Reader is can be retrofitted to existing equipment. There is no need to replace or do customizations on the tabletop of your workstations. Our RFID Pole reader is compatible with mostly all available workstations in the market. Aside from that, an incubator monitor can be designated to display whose embryo has been assigned to which specific chamber of the incubator. The monitor is compatible with various kinds of embryo culture incubators on the market.



Arc Reader

The MIRI® Evidence Arc reader can be used as an alternative to the Pole reader, which can be equipped with brackets that fit depending on the shape of the microscope pole within the workstation.



Esco Medical Support Offices

Lithuania • USA • China • Denmark

Esco Medical provides 24/7 customer support for MIRI Evidence. We have a team of experienced and knowledgeable customer support representatives located in various regions around the world, so we can provide support to customers in their own time zone.

If you have a questions, you can contact us at:



19 Changi South Street 1, Singapore 486779
Tel +65 6542 0833 • medical@escolifesciences.com
www.esco-medical.com

Esco Global Offices: Bangladesh | China | Denmark | Germany | Hong Kong | Indonesia | Lithuania | Malaysia | Myanmar | Philippines | Russia | Singapore | South Africa | South Korea | Taiwan | Thailand | UAE | UK | USA | Vietnam

Designed in Denmark Made in the E.U.

9010592_MIRI Evidence Witnessing System Brochure_A5_vE_061824
Esco can accept no responsibility for possible errors in catalogues, brochures and other printed materials. Esco reserves the right to alter its products and specifications without notice. All trademarks and logotypes in this material are the property of Esco and the respective companies.

